



SIMFLO[®]

VERTICAL TURBINE PUMPS

**ENGINEERED FOR MUNICIPAL, INDUSTRIAL AND
COMMERCIAL APPLICATIONS**

TESTING CAPABILITIES

SIMFLO's state-of-the-art facilities, testing procedures, and trained personnel ensure pump testing is accurate and dependable.

SIMFLO TESTING CAPABILITIES:

Hydraulic Performance

- Turbine Bowl Assembly
- Vertical Turbine, Complete Pump with Lab or Customer Motor
- Submersible Turbine Pump String Testing with customer motor
- Variable Speed (VFD)

Vertical NPSHr Testing

Reverse Flow Testing

SIMFLO TEST LAB FEATURES:

- Low and medium voltage VFD services (480V / 2300V / 4160V) with capacity up to 2,000 HP
- Test line flow meters for flows up to 40,000 GPM
- Test line pressure meters up to 1,000 PSI
- HI 40.6 and HI 14.6 compliant procedures and equipment




WILLCOX, AZ TEST FACILITY

COATINGS

SIMFLO offers two NSF approved coatings, as well as various other coatings, as specified.

- Complete pump NSF certification
- TNE MEC Series 21
- Scotchkote 134





RAW WATER



FINISHED WATER



HIGH SERVICE



JET FUEL TRANSFER

THE BEST CHOICE FOR WATER & NON-WATER PUMPING SOLUTIONS

As a family-owned and privately held company since 1951, **SIMFLO** remains a dominant force in today's highly diversified market by concentrating solely on the vertical turbine line. Working in close partnership with our customers and suppliers allows us to develop end-to-end engineering solutions for the technical challenges they face.

Our more than 70 years of experience has provided the expertise to manufacture a versatile line of vertical turbine pumps for a wide range of applications including:

MUNICIPAL APPLICATIONS

- HIGH SERVICE
- RAW WATER
- FINISHED WATER
- BOOSTER
- EFFLUENT DISPOSAL
- LAKE OR RIVER WATER INTAKE
- MAKEUP WATER
- SECONDARY RECOVERY
- SERVICE WATER
- AQUIFER STORAGE AND RECOVERY (ASR)
- BACKWASH
- WELL WATER
- SCREEN WASH
- REVERSE OSMOSIS

INDUSTRIAL APPLICATIONS

- WATER PARKS
- SNOW MAKING
- COOLING TOWER
- DEWATERING
- MINING
- CRUDE OIL TRANSFER
- OFFSHORE SEAWATER LIFT
- TANK TERMINAL TRANSFER
- HVAC/CHILLER
- CORROSIVE WATER SERVICES
- INDUSTRIAL PROCESS
- CONDENSATE



AVAILABLE
CERTIFIED TO
NSF

Certified to
NSF/ANSI/CAN 61
& NSF/ANSI 372

ENGINEERED FOR SUCCESS

SIMFLO's engineers are some of the most knowledgeable and innovative in the pumping industry. We recognize the importance of delivering the highest quality products to our customers while maintaining strong relationships to help meet your specific needs.

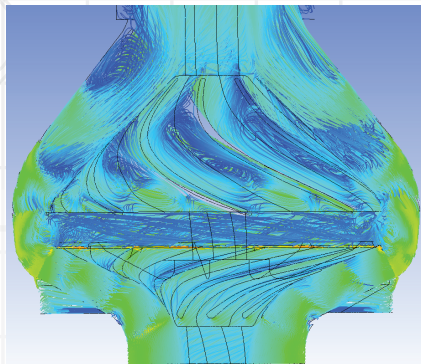
Depending on the exact job specifications, our **SIMFLO** engineers select the best combination of pump components and materials to meet virtually any fluid application.

In this day of outsourcing operations and components, **SIMFLO**'s focus on manufacturing many of its own components makes us a rarity in the industry. In-house engineering and testing allow **SIMFLO** to maintain the most stringent quality standards possible. Along with an unrelenting commitment to quality is a drive to continuously improve our product offerings.

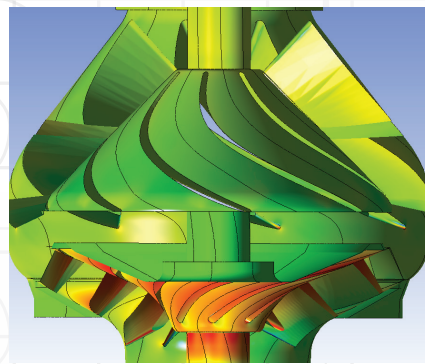
SIMFLO utilizes an in-house staff of licensed professional engineers to ensure maximum control over design specifications.

OUR ENGINEERING CAPABILITIES INCLUDE:


- 3D SOLID MODELING
- HYDRAULIC DESIGN
- COMPUTATIONAL FLUID DYNAMICS (CFD) ANALYSIS
- STRESS AND DEFLECTION ANALYSIS USING FINITE ELEMENT ANALYSIS (FEA)
- LATERAL AND TORSIONAL ROTOR DYNAMIC ANALYSIS
- STRUCTURAL NATURAL FREQUENCY ANALYSIS (USING FEA) AND DESIGN FOR VFD OPERATION




COMPUTATIONAL FLUID DYNAMICS
ANALYSIS



COMPUTATIONAL FLUID DYNAMICS
ANALYSIS



FINITE ELEMENT
ANALYSIS



FINITE ELEMENT
ANALYSIS


NEW ENGINEERED PRODUCTS FACILITY




SIMFLO's new dedicated engineered products facility, located in Lubbock, Texas, features the most expansive vertical turbine test facility in North America. The new facility is designed specifically to service the municipal, industrial and commercial vertical turbine industries.

KEY FEATURES:

- Stand-alone facility housing **SIMFLO's** experienced engineering and engineered applications team, focused on complex municipal, industrial and commercial applications.
- Dedicated collaborative workspace designed to increase innovations, productivity and teamwork among our engineering and applications staff to ensure the right design for each customer application.
- State-of-the-art training room and conference area, overlooking test wells up to 80' deep, to allow for string testing of vertical lineshaft and submersible turbine pumps.
- One-of-a-kind witness test experience with a full view of test lab setup and readouts, all situated in our cutting-edge conference room.




Short Coupled Pump with
Fabricated Steel L Discharge
Head




Short Coupled Pump with
Fabricated Steel Motor
Stand and Underground
Discharge



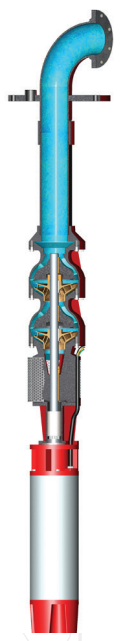
T-Head Booster Above
Ground Suction



L-Head Booster Below
Ground Suction



Deep Well Pump with Cast
Iron Discharge Head



Submersible Turbine,
Vertical or Horizontal
Orientation

SUPERIOR PERFORMANCE

SIMFLO has a long history of providing customers both nationally and internationally with high quality products for their specific application needs. Our products are recognized worldwide for superior quality, the highest level of performance, and long service life.

Following are some of the projects within the United States and around the world that rely on **SIMFLO** pumping solutions:

INDUSTRIAL

Albermarie Silver Peak, NV
Al Udeid Air Base, Qatar
Camp Lemonnier, Djibouti, Africa
Canada
Honduras
Hulburt Air Force Base, FL
Indonesia
Labermari Silver
Los Alamos, NM
Memphis, TN
NASA-White Sands Space Center, NM
Naval Air Station, FL
Pearl Harbor, Hawaii
Phoenix, AZ

MUNICIPAL

Alberta, Canada
Hawaii
Houston, TX
Long Island, NY
Los Angeles, CA
Norca, CA
Phoenix, AZ
Portland, OR
San Antonio, TX
Tampa Bay, FL
U.S. Army Fort Riley, KS
Willard Bay State Park, UT

SUPERIOR QUALITY



SIMFLO Quality Assurance procedures were designed and developed by our own engineers and plant supervisors to meet ISO-9001 standards. With testing facilities at multiple **SIMFLO** locations, we're able to test pumps with a maximum flow of 30,000 GPM and electrical service up to 1,000 HP. Our 4"-28" bowl assemblies have earned NSF/ANSI/CAN 61 and NSF/ANSI 372 certification from NSF International, which ensures the greatest benefit to both you and your end-users.

SIMFLO®

LUBBOCK | 2605 Interstate 27 | Lubbock, TX | 79404 | 806.747.3411
WILCOX | 754 E. Maley Street | Willcox, AZ | 85643 | 520.384.2273
GARDEN CITY | 2726 Jones Ave | Garden City, KS | 67846 | 620.275.4107



SIMFLO.COM

